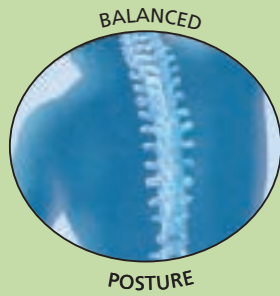


ICON PLUS [affordable posture]



ICON PLUS [task back]



IPi38(3)AAS

The Icon Plus range offers an innovative look and feel to task and operator seating.

A distinctive back design provides greater comfort with a new aesthetically pleasing base.

The extended range of armrest options now include five fixed and four height adjustable arms, with a unique new design that can slide forward and rotate to suit any user.

The stylish visitors chair with chrome frame and arms complete the range.



IPi38(1)AAG



IP38CCA

IPi38(4)AAIcsb

ICON PLUS [high back]



IPi37(3)



IPi37 back

IPi37(4)AAIcsb

The inflatable lumbar support is fitted on the IPi37 and IPi38 as standard and is integrated into the back cushion.

The air cell can be inflated and deflated through a hand bulb attached to the back of the chair.

A choice of four mechanisms are available including a fully synchronised seat and backrest movement, which can be finely tuned to the users weight and locked into any position for firm support.



IPi37(1)AH



IP37CCL

ICON PLUS [high back]

The inflatable lumbar support is fitted on the IPI37 and IPI38 as standard and is integrated into the back cushion.

The air cell can be inflated and deflated through a hand bulb attached to the back of the chair.

A choice of four mechanisms are available including a fully synchronised seat and backrest movement, which can be finely tuned to the users weight and locked into any position for firm support.



IPI37(3)



IPI37(1)AH



IP37CCL



IPI37 back


IPI37(4)AAIcsb

DIMENSIONS AND SPECIFICATIONS

[Specifications]



MECHANISM (1)
Independent back rake
 Instant release lever for backrest rake adjustment.



MECHANISM (2)
Asynchron seat and back
 Instant release lever for backrest rake adjustment and independent seat tilt lever.



MECHANISM (3)
Asynchron seat and back
 Instant release lever for backrest rake adjustment and independent seat tilt lever with tension control. This mechanism features a finger tip control back height adjustment operated by lifting the back to one of five settings. Once you have reached the top height, the back will reset to the lowest position.



MECHANISM (4)
Synchron seat and back
 Fully synchronised seat and backrest movement at a ratio of 2:1 complete with tension control. This mechanism features a finger tip control back height adjustment operated by lifting the back to one of five settings. Once you have reached the top height, the back will reset to the lowest position.



AB Arms
 Small Hoop Arms



AA Arms
 Height Adjustable Arms



AC Arms
 Large Hoop Arms



AAG Arms
 Folding & Height Adjust Arms



AD Arms
 Chrome Stem Arms



AAI Arms
 Chrome Height Adjust Arms



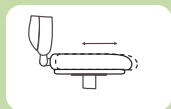
AE Arms
 Silver/Black Arms



AAS Arms
 Chrome Adjust Swivel Arms



AH Arms
 Shark Fin Arms



SS
 Seat Slide Option on Mechs. 3 & 4



SCB
 Chrome Base



SLB
 Silver Base



D
 Convert Operator to Draughtsman



CSB
 Chrome Stiletto Base

dimensions [mm]

[IP38CCA task back cantilever]

Overall Height	1030
Overall Width	570
Overall Depth	600
Seat Height	450
Seat Width	500
Seat Depth	470
Back Height	540
Back Width	480

[IPi38 task back with inflatable lumbar]

Overall Height	1030-1150
Overall Width	500
Overall Depth	520
Seat Height	450-560
Seat Width	500
Seat Depth	460
Back Height	530
Back Width	460

[IP37CCL high back cantilever]

Overall Height	1000
Overall Width	570
Overall Depth	600
Seat Height	450
Seat Width	500
Seat Depth	470
Back Height	540
Back Width	480

[IPi37 high back with inflatable lumbar]

Overall Height	1000-1110
Overall Width	600
Overall Depth	590
Seat Height	450-580
Seat Width	480
Seat Depth	440
Back Height	480
Back Width	450



Fabric featured:
 Camira Illusion
 Apparition.



[Fully upholstered back (optional)]

psi